

Date:
September 7, 2005

Report #
K-422627

High Current Test Laboratory Kinectrics Inc., Canada Test Summary



Client

Westex Inc
2845 W. 48th Place
Chicago, IL 60632

Fabric description

9.3 oz/yd² Style 45, Navy

Reference Standard

ASTM F1959/F1959M-04

Test Parameters:

Test current: 8.4 kA
Distance to Fabric: 12"
Arc Gap: 12"

Number of samples analysed: 21
Incident Energy Range: 8 to 13 cal/cm²

Summary

The arc rating of this material is intended for use as flame resistant clothing for workers exposed to electric arcs. The material used in this test method are in the form of flat specimens, actual performance of the complete garment may vary depending on the final design and assembly of the garment. This test method does not apply to the electrical contact or electrical shock hazard.

Based on the data obtained and analysed in accordance with the latest version of the applicable standards, the following Arc Rating was calculated.

Arc Thermal Performance Value, ATPV = 10.8 Cal/cm²
Heat Attenuation Factor, HAF = 77.8%

Panel data and observations of the fabric samples after the arc exposure were collected and summarized in the attached table. The graphs and statistics on the attached sheets provide more detailed information to better understand the Arc Rating assigned to this material. The client shall review this full report, the video recordings of the arc exposure and the photographs of the samples after the test to determine if the material meets the intended specification.

Test performed by:

C. Maurice
Kinectrics Inc.
Toronto, Ont.

Contact information

Josh Moody
Westex Inc.
Tel: 773-523-7000

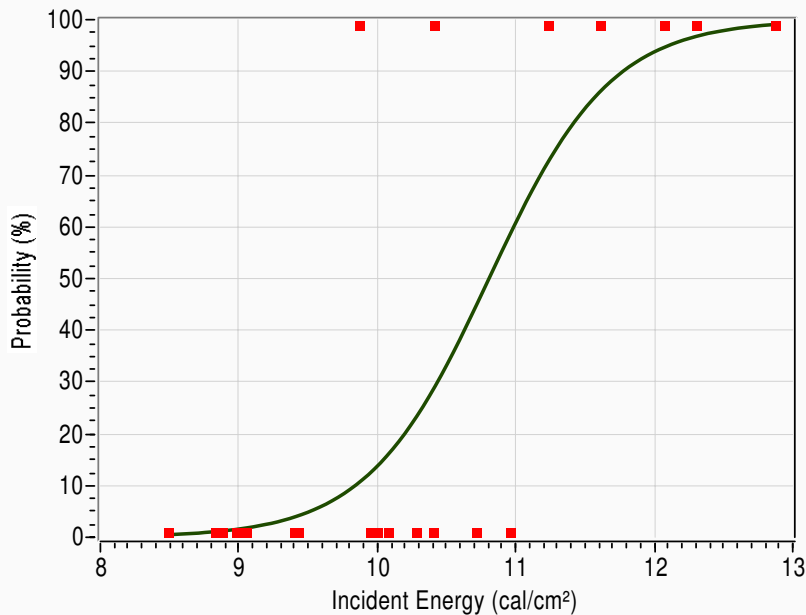
ASTM F1959/F1959M-04



Client: Westex Inc
2845 W. 48th Place
Chicago, IL 60632

Fabric Description: 9.3 oz/yd² Style 45, Navy

Determination of ATPV, 50% Probability of 2nd Degree Burn

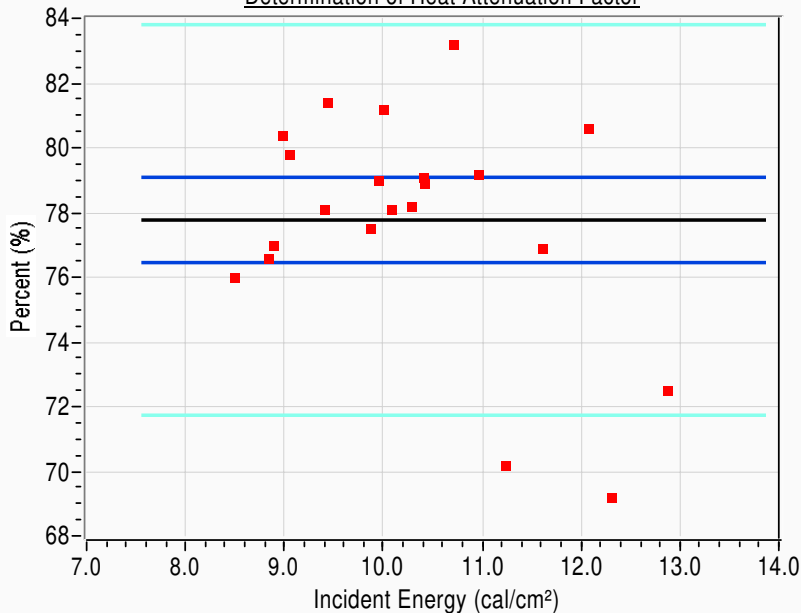


ATPV = 10.8 cal/cm²

Probability of Burn	Ei
5%	9.5
10%	9.8
20%	10.2
30%	10.4
40%	10.6
50%	10.8
60%	11.0
70%	11.2
80%	11.4
90%	11.8

Pts = 21
Pts above Stoll = 7
Pts Break-Open = 0
Pts always >STOLL = 5
Pts always <STOLL = 7
Pts within 20% = 20
Pts in mix zone = 9

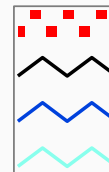
Determination of Heat Attenuation Factor



HAF = 77.8 %

Confidence Intervals
95% CI = 76.4 , 79.1

Data pts
Best Fit
95% CI
95% CI pts



ASTM F1959/F1959M-04



Client: Westex Inc
2845 W. 48th Place
Chicago, IL 60632

Fabric Description: 9.3 oz/yd² Style 45, Navy

	Test #	Panel	Cycles # (60Hz)	Ei cal/cm ²	SCD cal/cm ²	HAF %	Burn yes/no	Break Open Y/N	After Flame sec.	Omit Y/N	Comment	Ignition T-shirt
1	05-2781	A	11.2	10.41	0.09	78.9	Yes	-	-	No		
2	05-2781	B	11.2	8.83	-0.21	76.6	No	-	-	No		
3	05-2781	C	11.2	8.88	-0.27	77.0	No	-	-	No		
4	05-2782	A	12.2	9.87	0.02	77.5	Yes	-	-	No		
5	05-2782	B	12.2	9.95	-0.22	79.0	No	-	-	No		
6	05-2782	C	12.2	9.40	-0.28	78.1	No	-	-	No		
7	05-2783	A	13.1	10.71	-0.53	83.2	No	-	-	No		
8	05-2783	B	13.1	10.96	-0.06	79.2	No	-	-	No		
9	05-2783	C	13.1	8.49	-0.29	76.0	No	-	-	No		
10	05-2784	A	14.1	12.07	0.01	80.6	Yes	-	-	No		
11	05-2784	B	14.1	11.23	1.08	70.2	Yes	-	-	No		
12	05-2784	C	14.1	10.08	-0.05	78.1	No	-	-	No		
13	05-2785	A	15.2	11.61	0.42	76.9	Yes	-	-	No		
14	05-2785	B	15.2	12.30	1.65	69.2	Yes	-	-	No		
15	05-2785	C	15.2	12.87	1.35	72.5	Yes	-	-	No		
16	05-2786	A	11.2	9.05	-0.26	79.8	No	-	-	No		
17	05-2786	B	11.2	8.98	-0.49	80.4	No	-	-	No		
18	05-2786	C	11.2	9.43	-0.33	81.4	No	-	-	No		
19	05-2787	A	13.1	10.40	-0.09	79.1	No	-	-	No		
20	05-2787	B	13.1	10.28	-0.12	78.2	No	-	-	No		
21	05-2787	C	13.1	10.00	-0.41	81.2	No	-	-	No		
22												
23												
24												
25												
26												
27												
28												
29												
30												
31												
32												
33												
34												
35												

September 7, 2005